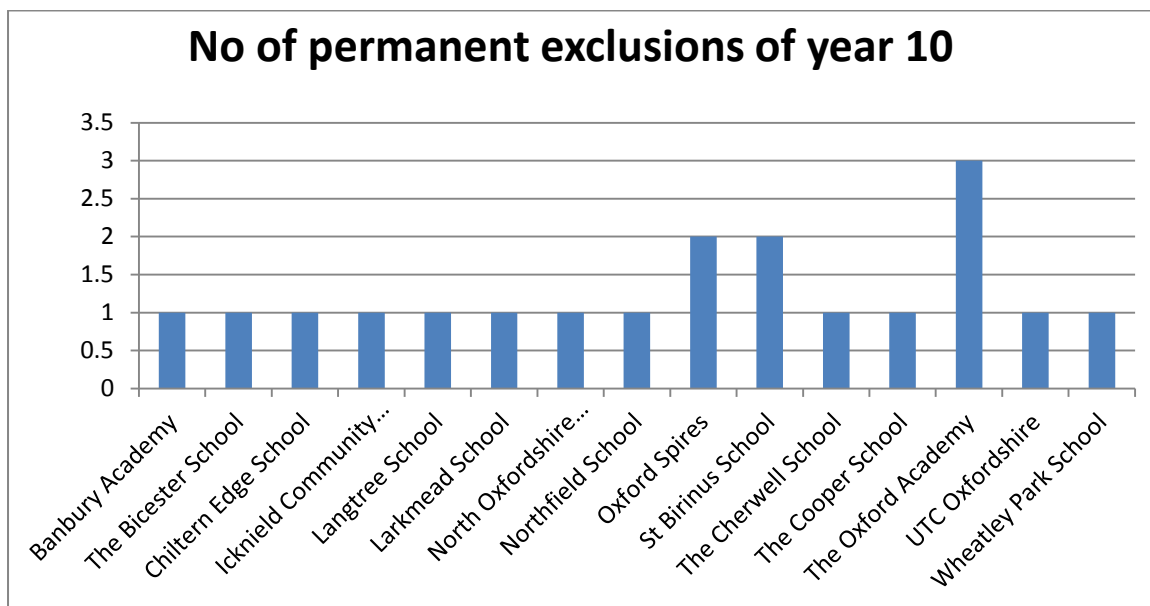


## EDUCATION SCRUTINY COMMITTEE – 04 JULY 2016

### ANALYSIS OF EXCLUSIONS OF PUPILS IN YEAR 10 SO FAR IN THIS ACADEMIC YEAR

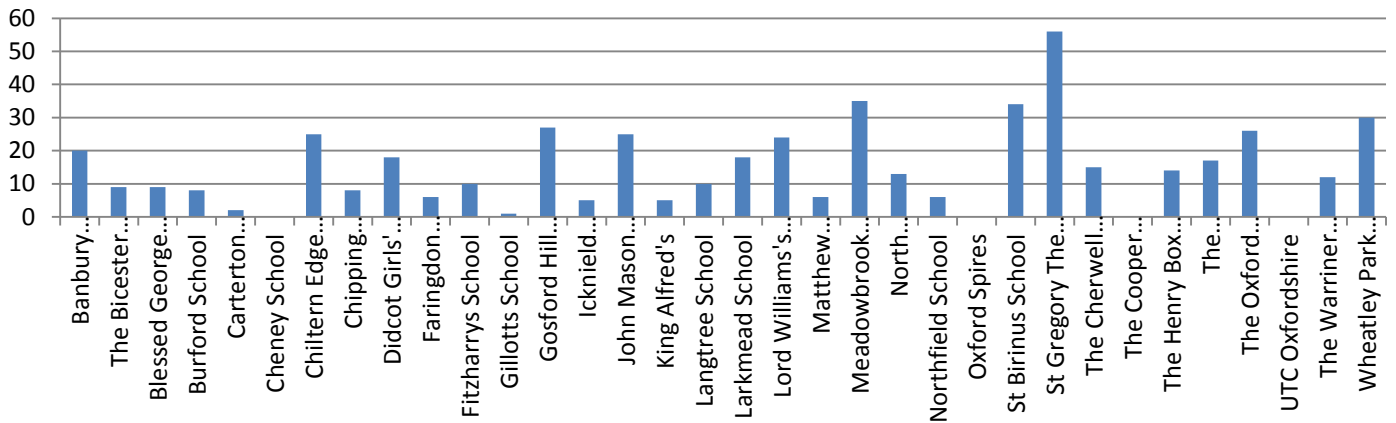
#### Report by the Director for Children, Education and Families

1. The rate of permanent exclusions of pupils from Oxfordshire schools has increased this year. To date we have been notified of **57** permanent exclusions. This compares with **43** permanent exclusions this time in 2014/15.
2. The rate of permanent exclusion of pupils in year 10 has increased year on year for the last 3 years. At this point in the year in 2013/14 there were **6** exclusions from this year group (23% of all permanent exclusions). Last year this figure increased to **15**. (35% of all permanent exclusions). This year we have been notified of **19** permanent exclusions from this year group which is 33% of the total. The use of permanent exclusion in Year 10 is significantly higher than any other year group. (The next highest year groups are years 8 and 9 with **8** permanent exclusions each)
3. **Fifteen** secondary schools have permanently excluded one or more pupils from year 10 so far this year.



4. In contrast fixed term exclusions are more evenly distributed throughout the secondary phase. We have been notified of **510** fixed term exclusions of pupils in year 10 so far this year which is 20% of the total. (We have not yet received fixed term exclusion data from all schools for this year to date so this figure is likely to increase.)

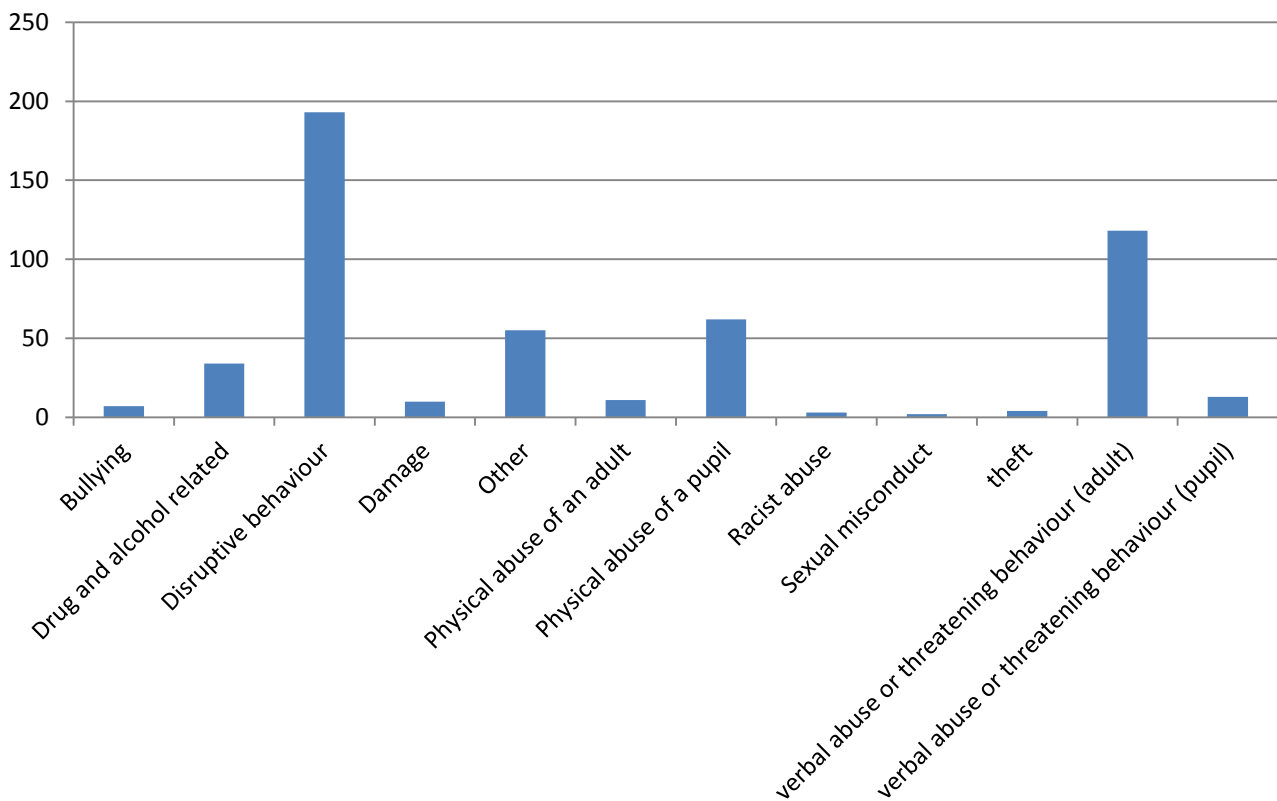
## No of fixed exclusions of year 10

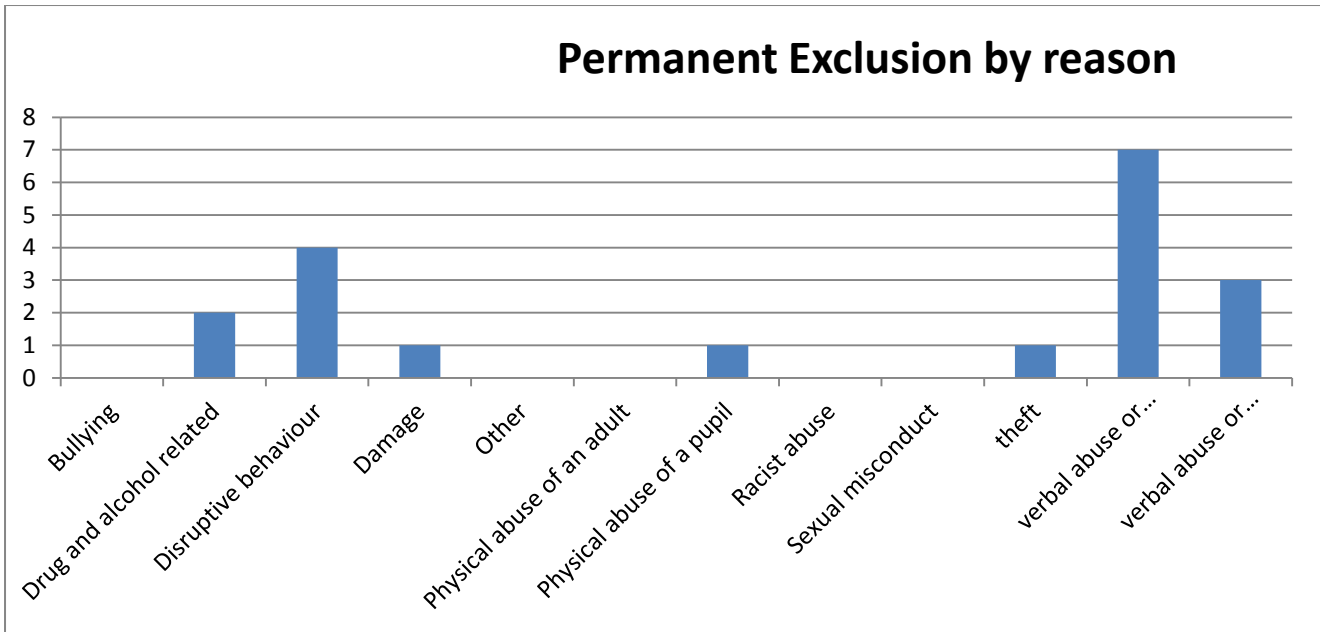


## Reasons

5. Reasons for exclusion in this year group are shown in the following graphs. Patterns are fairly similar with persistent disruptive behaviour and verbal abuse and threatening behaviour towards an adult being the most commonly used categories.

## Fixed exclusion by reason



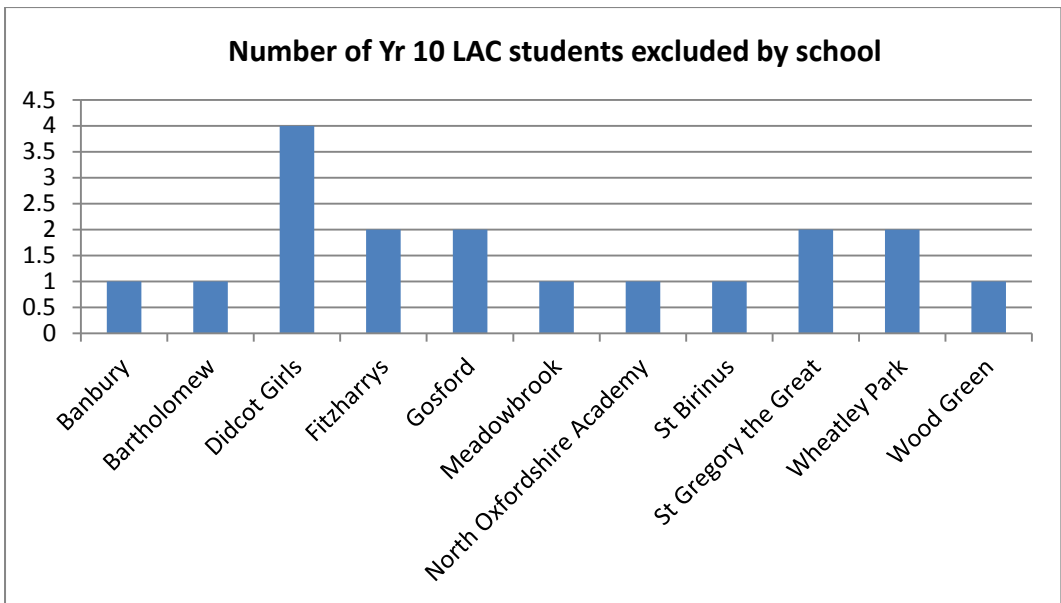


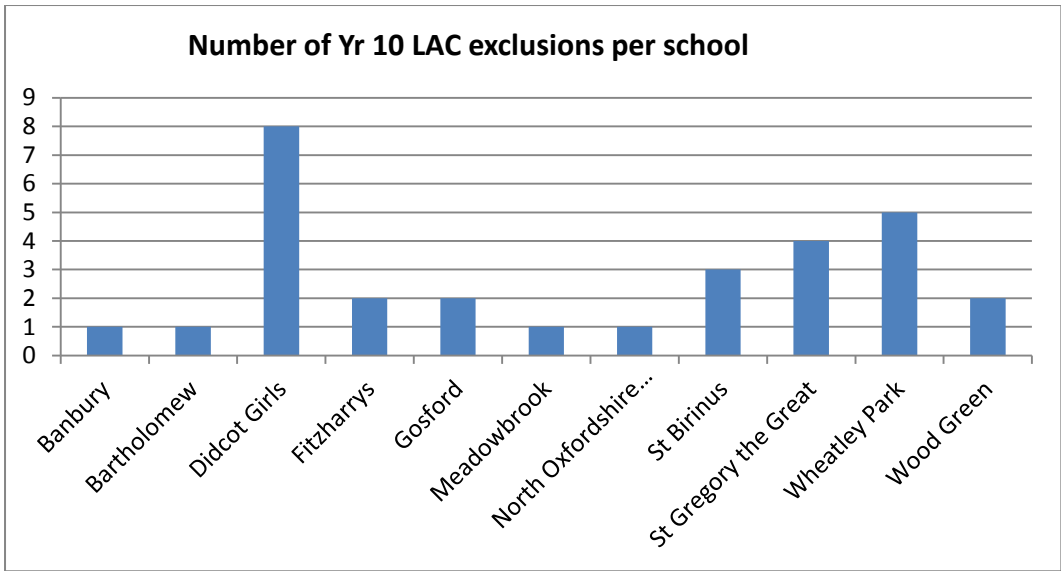
### Gender

6. **Six girls and 13 boys** have been permanently excluded from year 10 this year. This is an unusually high ratio of girls. The total across all year groups is **9 girls and 48 boys**. This means that two thirds of the girls who have been permanently excluded so this year have been year 10 pupils.

### Looked After Children

7. Oxfordshire County Council's officers and our schools work collaboratively to avoid the use of permanent exclusion for children who are looked after. We have had a number of pupils who have been at significant risk of permanent exclusion but alternative solutions were found. We have had one year 10 pupil who became looked after following a permanent exclusion.
8. However there are some looked after children who have received fixed term exclusions





**JIM LEIVERS**

Director for Children, Education and Families

Contact Officer:

Sharon Oliver, Education Inclusion Manager, [Sharon.Oliver@oxfordshire.gov.uk](mailto:Sharon.Oliver@oxfordshire.gov.uk)

June 2013